

Cylinder Installation Safety & Good House Keeping Information

KEEP AWAY FROM CYLINDER & MANIFOLD

- ✓ Flammable or combustible Materials.
- ✓ Sources of Ignition.
- ✓ Unprotected electrical equipment.
- ✓ Motor vehicles.
- ✓ Flammable liquids, Corrosive, Toxic or Oxidizing materials.
- ✓ Unconnected full or empty cylinders.

VENTILATION & ACCESS

- ✓ Do not allow any building development, storage of goods or activity that would restrict access to or restrict air circulation or ventilation of the area around the cylinders.
- ✓ Propane Cylinders to be used and stored outside only

MAINTENANCE

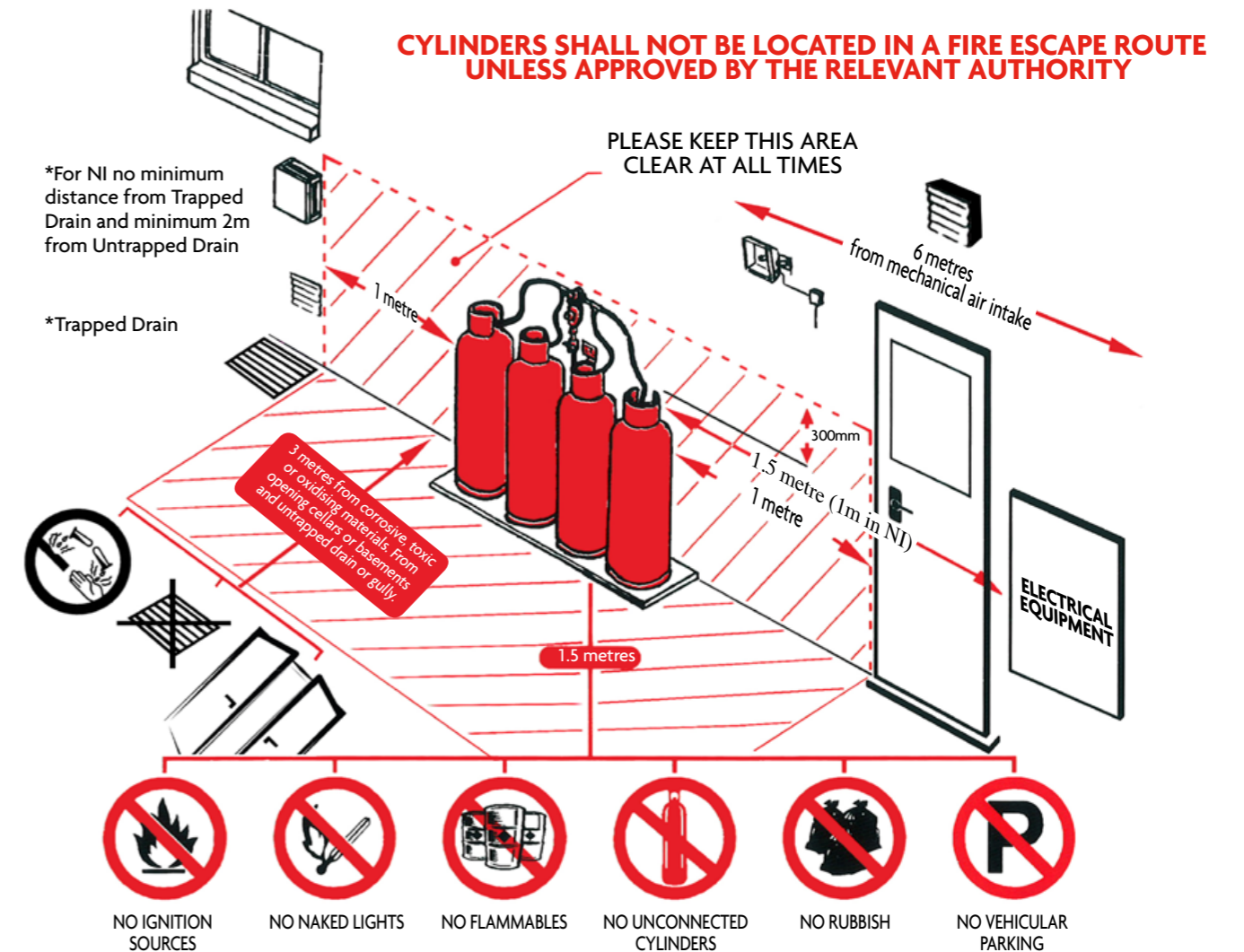
- ✓ Check regularly manifold for signs of corrosion and hoses for cracking. If you see signs of wear and tear contact your installer or gas supplier.
- ✓ Have a safety inspection carried out on the installation pipe work and appliances regularly, at least annually by a competent person (registered with RGI (ROI) or GasSafe (NI) to ensure continued safe operation.

IF YOU SMELL GAS

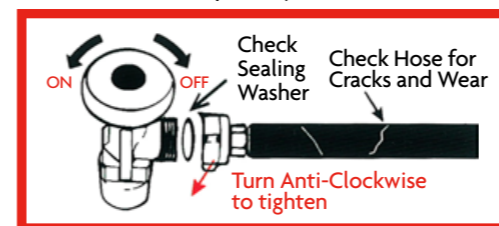
- ✓ Turn off all gas cylinders.
- ✓ Turn off all appliances.
- ✓ Check sealing washers at hose end connections.
- ✓ Do not operate electrical equipment or switches and remove all sources of ignition.
- ✓ Contact your Registered Gas installer or gas supplier.
- ✓ If gas smell is inside building ventilate by opening doors and windows.
- ✓ If gas smell persists evacuate all personnel from the affected area.
- ✓ In the event of fire contact the emergency services.
- ✓ If any concerns remain, contact your gas supplier

IN THE EVENT OF A FIRE

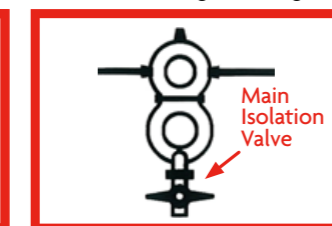
- ✓ Contact the Fire Brigade and inform them of the cylinders.
- ✓ Do not go near cylinder(s) in the vicinity of fire.
- ✓ Turn off the gas supply if practicable and safe to do so.



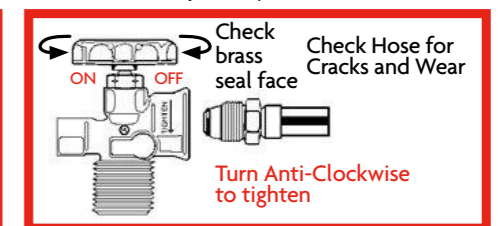
ROI Propane Cylinder Valve



Automatic changeover regulator



NI Propane Cylinder Valve



CALOR EMERGENCY CONTACT NUMBERS

ROI: 01 291 6229

NI: 0845 075 5588