



Calor Safety at Home

Republic of Ireland



CALOR

Safety at Home

At Calor, your safety is our top priority. So while we're delighted you're enjoying all the benefits of our gas for your home heating and cooking, we also want to remind you of steps you can take to keep safe whether you have a tank or use cylinders.

Have your boiler serviced annually

Your boiler must be serviced and inspected once a year by a registered gas installer. During inspections, installers will need to carry out essential safety checks on the flue system, so they must be able to get access to it.

Only use a Registered Gas Installer (RGI)

You must use a registered gas installer for all work – whether you're carrying out a new installation, or replacing or decommissioning an existing installation or appliance.

An RGI will provide you with a certificate confirming that the gas work was carried out in conformance with the correct standards, and it is safe to use.


In fact, it's an offence for any non-registered person to install gas or carry out work on domestic gas appliances.

Find a full list of registered gas installers in your area:

Republic of Ireland

For RGI Scheme registered gas installers
Visit www.rgi.ie/registered-installers

24-HOUR EMERGENCY SERVICE:
Republic of Ireland: Call 01 291 6229



Calor recommends that you use the following single stage regulator with all propane cylinders.

- **Over Pressure Device with Reset (OPSO)**
- **CSR 485**
- **Low Pressure 37mb Propane Cylinder Regulator 4kg/h (55kW)**

The new LPG safety system with Consumer Safety Reset (CSR) and Over Pressure Shut Off (OPSO*), developed by Clesse, enables you to reset the regulator should the gas pressure exceed recommended limits, protecting appliances and property.

- Clear visible indication and resetting is performed by a "Push to reset" system, similar to electrical consumer RCD protection.
- Ideal for all types of LPG propane cylinder applications: Domestic, Commercial, Holiday and Park Homes.



Upgrade Your Boiler With Calor and Save

If your boiler is over 10 years old, it may not be running as efficiently as it could. Having a new high-efficiency boiler installed means you can continue to enjoy the great value that Calor gas delivers.

Gas and Your Safety

Carbon monoxide is a highly poisonous gas. A flue system in poor condition, combined with an appliance that's not working properly, could put you at risk of carbon monoxide poisoning, resulting in illness, loss of consciousness or even death.

If not properly installed or maintained, any appliance that uses carbon fuels (oil/gas/solid fuel/wood) can release carbon monoxide. To put it simply, if it has a flame, it is a potential source of carbon monoxide.

Find more information at carbonmonoxide.ie

Install a Carbon Monoxide Alarm

Carbon monoxide has no smell and is colourless, so you may not be aware of the danger until it's too late. That's why installing an audible carbon monoxide alarm is strongly recommended for your home.

Make sure to test your alarm regularly and that it complies with EN 50291, carries a CE mark and an independent certification mark, and has an end-of-life indicator so that you know when to replace it. You can buy a carbon monoxide alarm at shop.calorgas.ie

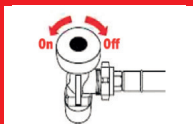


Cylinder Care and Instructions



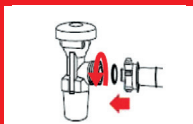
1. Cylinder storage and siting

Cylinder must be stored outside, on a flat, even and firm surface, kept upright with the valve in the uppermost point, and in a well ventilated area. Avoid damage due to dropping/impact, precautions must be taken to prevent cylinder from falling over. Keep cap firmly on the valve when cylinder is not connected.



2. Opening/Closing cylinder valve

Ensure valve is turned OFF before you disconnect a cylinder.



3. Connecting cylinder

Always check that the connection has a rubber sealing washer, and is in good condition.



4. Check hoses regularly

Check hoses regularly and replace if damaged or deterioration is found. Replace hoses after 5 years.

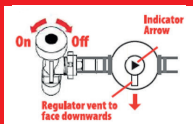
5. Installation

It is advised to have an annual safety inspection undertaken by an approved RGI.

6. If you smell gas

At home

- Ensure gas appliances haven't been left on.
- Don't smoke, vape or use a naked flame.
- Don't unplug or switch anything electrical on or off.
- Open windows and doors to let the gas disperse.
- Turn off the gas at the meter.



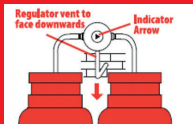
7. Important Information

Ensure regulator vent is FACING DOWNWARDS.

Replace hoses AFTER 5 YEARS.

Check manufacturers' instructions on replacing regulators, typically no more than 10 YEARS.

Over pressure protected shut off type regulators are recommended.



For further guidance on gas safety, visit www.calorgas.ie

24-HOUR EMERGENCY SERVICE:
Republic of Ireland: Call 01 291 6229